




Kentucky High School Athletic Association

2280 Executive Drive ° Lexington, KY 40505 ° www.khsaa.org ° (859)299-5472 (859)293-5999 (fax)

MEMORANDUM

To: Superintendent, Principal, and Athletic Director
Reidland High School

From: Brigid L. DeVries, Commissioner
Larry Boucher, Assistant Commissioner 


Date: May 18, 2004

Subject: 2003-2004 Title IX Annual Report Forms Submission

Enclosed please find a copy of Form T-65, The 2003-2004 Title IX Annual Report Forms Checklist. In addition, you may find an attachment with corrected copies of the forms submitted by your school personnel. Please review this information so the forms can be completed accurately in the future.

Also, KHSAA Audit Staff may have requested a re-submission of some of the 2003-2004 Annual Report Forms or need additional information on your athletic programs. Please submit this information by the date requested if this is applicable. Copies and all KHSAA Title IX documents must be kept current and included in your permanent Title IX File at the school. All documents are subject to Open Records Requests.

Should you need any further information, please do not hesitate to call anytime.



MEMORANDUM

TO: KHSAA Member School Superintendents, Principals, and Athletic Directors

FROM: Brigid L. DeVries, Commissioner
Larry Boucher, Executive Assistant Commissioner

DATE: May 18, 2004

RE: 2004 Title IX Forms Submission

School	Reidland High School	Reviewed by	Fran Edwards
--------	----------------------	-------------	--------------

The following is a status report regarding the required 2003 - 2004 Title IX submission of forms due in to the KHSAA office by April 15, 2004. Appropriate audit personnel have reviewed these forms and the following is a summary of this review.

I. Checklist of Forms properly submitted in a satisfactory manner:

✓	GE 19 (Annual Verification)		T-36 (Budget Expenses)
	T-1 (Summary Program Chart 1)	✓	T-41 (Checklist – Overall Interscholastic Program)
✓	T-2 (Summary Program Chart 2)	✓	T-60 (Corrective Action Plan)
✓	T-3 (Summary Program Chart 3)		T-63 (Interscholastic Survey Results))
✓	T-4 (Summary Program Chart 4)	✓	T-68 (Five Year Summary)
✓	T-35 (Budget Expenses)		

II. Status

A.		2003 – 2004 Forms are satisfactory and no further information or action is necessary at this time.
B.	✓	Errors have been noted with respect to the following forms: <ul style="list-style-type: none"> ▪ Form T-1 A corrected copy of this form has been returned to you for placement in your permanent Title IX file to ensure proper submission in the future.
C.	✓	The following forms were omitted and must be submitted by school representatives: <ul style="list-style-type: none"> ▪ Form T-36 ▪ Form T-63 These forms are to be submitted to the KHSAA no later than June 15, 2004 .
D.	✓	Other Recommendation and Comments: <ul style="list-style-type: none"> ▪ Based on the information provided in the Annual Report, it appears that Reidland has not attained compliance for the Opportunities component of Title IX. This issue should be addressed on the Corrective Action Plan, Form T-60. ▪ In the Five Year Summary (Form T-68), volleyball is listed for 2004. School personnel are encouraged to ensure that this sport is added in an effort to further participation opportunities for female students. ▪ An outdated version of the Interscholastic Survey Results (Form T-63) was included. Please submit the correct Form T-63 no later than the date listed above.

2003-2004
ACCOMMODATION OF INTERESTS AND ABILITIES
SUMMARY PROGRAM CHART 1

Participation Opportunities Test One

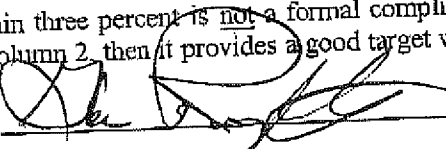
		(Column 1)	(Column 2)	(Column 3)	(Column 4)
	Program	Enrollment	Percentage of Total Enrollment	Number of Interscholastic Participants (double and triple count)	Percentage of Total Participation
Row 1	GIRLS	239	48	118	40 40.5
Row 2	BOYS	256	52	174 173	60 59.5
Row 3	Totals	495	100%	292 291	100%

Instructions:

*Number of 8th grade students & below used in Column 3 and Column 4 calculations if applicable: 78

- Determine the total number of girls enrolled, (place in Row 1, Column 1). Determine the total number of boys enrolled, (place in Row 2, Column 1).
- Add the total number of girls and boys enrolled to determine total enrollment, (place in Row 3, Column 1).
- Calculate the percentage of total enrollment that is female. (Divide Row 1, Column 1 by row 3, Column 1 and place in Row 1, Column 2.) Calculate the percentage of total enrollment that is male. (Divide Row 2, Column 1 by Row 3, Column 1 and place in Row 2, Column 2.) Note: Row 1, Column 2 plus Row 2, Column 2 should total 100%.
- Ask the head coaches to review the most updated eligibility or squad lists for their teams. Ask coaches to confirm the names of those individuals who are on the team as of the first date of competition, and cross out the names of those who were cut from the team or quit the team prior to the first competitive event. Determine the total number of interscholastic athletics participants that are girls, (and place in Row 1, Column 3). In order to determine the total number of athletics participants, an individual should be counted each time he or she participates on a team. For example, if Jane Doe competes on the varsity volleyball team, the junior varsity volleyball team, the junior varsity basketball team, and the varsity softball team, she should be counted as four participants (do not include club or intramural sports participants, cheerleaders, dance teams, or pom squads). Calculate the same way for boys and girls. * In addition, should 8th grade students and below play on a Freshman, Junior Varsity, or Varsity team, they should also be counted for each team and sport on which they participate. If applicable, please asterisk the above notation as to how many 8th grade students & below are included in the totals. Using the same procedure, determine the total number of interscholastic athletic participants that are boys, (and place in Row 2, Column 3). Add Row 1, Column 3 plus Row 2, Column 3 to get total participants and place in Row 3, Column 3.
- Calculate the percentage of female participation. (Row 1, Column 3 divided by Row 3, Column 3 and place in Row 1, Column 4.) Calculate the percentage of male participation. (Row 2, Column 3 divided by Row 3, Column 3 and place in Row 2, Column 4.) Note: Row 1, Column 4 plus Row 2, Column 4 should total 100%.

Note: While being within three percent is not a formal compliance standard; if the percent listed in Row 1, Column 4 is within 3% of Row 1, Column 2, then it provides a good target within which compliance is likely.

Principal's Signature: 

Date: 4-13-04



2003-2004 KENTUCKY HIGH SCHOOL ATHLETIC ASSOCIATION ANNUAL VERIFICATION OF TITLE IX PROCEDURES

(To be submitted by April 15, 2004 along with other required forms)

APR 16 2004 The Beardland High School, Paducah Kentucky
(Name of High School) (City)

certifies to the Kentucky High School Athletic Association that the following is an accurate and true representation of the facts surrounding compliance with 20 U.S.C. Sections 1681-1688, et. Seq. (also known as Title IX)

I certify the following provisions in accordance with records at the school contained in the permanent Title IX file, and to the best of my knowledge have completed the following tasks. (All boxes must be checked)

- Established a gender equity committee at the high school. (list committee personnel and provide attachment if necessary)

Name	Address	Phone	Title
Tony Barken	250 Cascade Dr	270-898-6649	Coach
Jeff Starn	444 Tudor Blvd	270-898-6811	Coach
Sara Wood	419 Carson Way	270-898-6977	Player
Jon Grimm	305 Meacham Ln	270-442-8899	Player
Jimmy Grimm	305 Meacham Ln	270-442-8899	Parent
Carleen Scillian	701 Siskin Dr	270-898-6100	Parent
Glen Ringstaff	298 Brezich	270-898-0549	Principal

- Scheduled a minimum of three meetings during the 2003-2004 school year on the following dates:
Oct 15 2003
JAN 21 2004
MAY 19 2004

- Designated the following person(s) as the Title IX coordinator for the school:

B.F. Behrendt A.D. 344 Colvert Dr. 270-898-8943
 Name Title Address Phone

- School personnel are continuing to make periodic reviews of the boys and girls athletics program reflected in the Corrective Action Plan.

- In addition to the above information, the above referenced school maintains a complete permanent file relative to Title IX records including copies of the self-assessment audit, all corrective action plans, and other related materials.

[Signature] _____ 4-9 2004
 Principal's Signature Date

[Signature] _____ [Signature] _____
 Superintendent Signature School Board Chairpersons' Signature

(Send original copy to KHSAA - Maintain duplicate in Title IX school folder)

2003-2004
ACCOMMODATION OF INTERESTS AND ABILITIES
SUMMARY PROGRAM CHART 2


KHSAA
 Form 12
 Rev. 8/03

Participation Opportunities Test Two

			Column 1	Column 2	Column 3	Column 4	Column 5
Program			Number of Teams Currently Offered	Number of Participants	Number of Teams Added in Last Five Years	Number of Participants Added in Last Five Years	Percent of Total Participation By Sex Added in Last 5 Years
GIRLS	Row 1	varsity:	7	70	0	0	
	Row 2	j.v.:	43	41	0	0	
	Row 3	frosht:	1	7	0	0	
	Row 4	total:	12	118	0	0	0
BOYS	Row 5	varsity:	8	109	0	0	
	Row 6	j.v.:	54	51	0	0	
	Row 7	frosht:	1	13	0	0	
	Row 8	total:	13	173	0	0	0

- 1) For Column 1, list the number of interscholastic teams offered for girls and boys at each competitive level (varsity, junior varsity, and freshman). For girls, total each of the entries in Rows 1, 2, and 3 into Row 4. For boys, total Rows 5, 6, and 7 into Row 8.
- 2) For Column 2, list the number of participants at each level. For girls, total each of the entries in Rows 1, 2, and 3 into Row 4. For boys, total Rows 5, 6, and 7 into Row 8. **Note:** The totals in Row 4 for girls and in Row 8 for boys must be the same as the totals in Form T-1, Column 3, Rows 1 and 2 respectively.
- 3) For Column 3, list the number of interscholastic teams that have been added in the last five years at each competitive level. Count each team added during the 5 year period only one time. e.g. Girl's junior varsity soccer was added 3 years ago, count the team only once, not 3 times. For girls, total the entries in Rows 1, 2, and 3 into Row 4. For boys, total Rows 5, 6, and 7 into Row 8.
- 4) For Column 4, list the number of participants that are currently on each level of the teams that were added in the last five years. If a team was added previously but no longer exists, there are no current participants to be added for that team. For girls, total the entries in Rows 1, 2, and 3 into Row 4. For boys, total Rows 5, 6, and 7 into Row 8.
- 5) For Column 5, calculate the percentage of participants that have been added in the last five years. For girls, take the number in Column 4, Row 4 and divide by the number in Column 2, Row 4. For boys, take the number in Column 4, Row 8 and divide it by the number in Column 2, Row 8.

Note: If the percentage of current participants added in the last five years is 25% or greater, compliance with test two may be possible. If less than 25%, then compliance with test three should be analyzed. **CAUTION:** 25% is not a formal compliance standard.

Principal's Signature:  Date: 4-9-04


2003-2004
ACCOMMODATION OF INTERESTS AND ABILITIES
SUMMARY PROGRAM CHART 3

KHSAA
 Form T3
 Rev. 8/03

Participation Opportunities Test Three

FOR ANY QUESTION ANSWERED "YES" IDENTIFY THE RESPECTIVE SPORT(S).

	GIRLS (Yes / No)		BOYS (Yes / No)
1. For a sport not currently played at the interscholastic level (varsity, junior varsity, or freshman) in your school, is there an intramural team offered for that sport?	yes Volleyball		NO
2. For a sport <u>not</u> currently offered in your interscholastic athletics program, is there sufficient interest to form a viable interscholastic team based on participation on an intramural team or community recreation teams?	yes Volleyball		NO
3. For a sport <u>not</u> currently offered, is there sufficient interest to form a viable interscholastic team based on student responses from the interscholastic survey?	yes Swimming		yes Wrestling
4. For a sport currently offered at the varsity level only, is there sufficient interest to form a viable team for a junior varsity, or freshman team that is not currently offered?	NO		NO
5. For a sport currently offered at the junior varsity or freshman level is there sufficient interest to form a varsity team not currently offered?	NO		NO
6. If you answered YES to question (1), (2), (3), (4), or (5), are there enough high schools in your geographic area offering the sport (at the appropriate level) to allow for the development of a reasonable schedule of competition?	yes		yes

Principal's Signature:  Date: 4-9-04

2003-2004
ACCOMODATION OF INTERESTS AND ABILITIES
SUMMARY PROGRAM CHART 4

Levels of Competition Test One

		Column 1	Column 2	Column 3
Girls	Team Levels	Number of Teams Currently Offered	Number of Participants	Percentage of Participants at Each Level
Row 1	varsity:	7	70	63 59
Row 2	j.v.:	3	41	35 35
Row 3	frosh:	1	7	6
Row 4	total:		118	100%
Boys				
Row 5	varsity:	8	109	63
Row 6	j.v.:	4	51	29
Row 7	frosh:	1	13	8
Row 8	total:		173	100%

- 1) Column 1, list the number of interscholastic teams offered for girls and boys at each competitive level; varsity, junior varsity, and freshman. (Refer to Form T-2, Accommodation of Interests and Abilities, Summary Program Chart 2, Column 1.)
- 2) For Column 2, list the number of participants at each level. For girls, total the entries in Rows 1, 2, and 3 into Row 4. For boys, total the entries in Rows 5, 6, and 7 into Row 8. (Refer to Form T-2, Accommodation of Interests and Abilities, Summary Program Chart 2, Column 2.)
- 3) For Column 3, calculate the percentage of female and male participants at each level.
For girls' varsity, junior varsity, and frosh, respectively:
 - Divide Column 2, Row 1 by Column 2, Row 4, and place the percentage in Column 3, Row 1.
 - Divide Column 2, Row 2 by Column 2, Row 4, and place the percentage in Column 3, Row 2.
 - Divide Column 2, Row 3 by Column 2, Row 4, and place the percentage in Column 3, Row 3.
 For boys' varsity, junior varsity, and frosh, respectively:
 - Divide Column 2, Row 5 by Column 2, Row 8, and place the percentage in Column 3, Row 5.
 - Divide Column 2, Row 6 by Column 2, Row 8, and place the percentage in Column 3, Row 6.
 - Divide Column 2, Row 7 by Column 2, Row 8, and place the percentage in Column 3, Row 7.


Principal's Signature: _____

Date: 4-9-04

**2003-2004
BUDGETED AND ACTUAL EXPENDITURES - PROGRAM COMPARISON CHART
TO INCLUDE BOOSTER CLUB FUNDING**

	equipment and supplies		travel		awards		coaches' salaries (to include supplemental and extended employment)		facilities improvements		publications (if sport-specific)	
	B	E	B	E	B	E	B	E	B	E	B	E
G basketball	9924	5891			127							
B basketball	1702	8462		834	238				6151			
G softball	19600	7091		2772								
B baseball	31247	10728		633	140				22795			300
G cross country	100	100										
B cross country	100	100										
G golf	340	207		25	35							
B golf	340	207		25	35							
G soccer	8150	2919		31	469							
B soccer	15300	2562			280							
G swimming												
B swimming												

- Budget and expenditures on this 2003-2004 year report due by April 15, 2004, should reflect the total monies budgeted and spent for the entire year of 2002-2003 ending June 30, 2003.
- "B" is for budgeted dollar amounts and "E" is for actual dollar expenditures.
- Booster Club Funding/Contributions must be included in the ~~expenditures~~ total. 110867 % for boys 70 % for girls 30
- Indicate percentage of total expenditures for each gender. Total Expenditures \$ 110867

Principal's Signature:  Date: 4-13-04
Copyright 1999, Good Sports, Inc., Title IX and Gender Equity Specialists. All rights reserved.

2000-2001 KHSAA TITLE IX ATHLETICS AUDIT

Checklist - Overall Interscholastic Athletics Program

Areas of Compliance	ADVANTAGE TO		
	GIRLS' PROGRAM	BOYS' PROGRAM	NEITHER PROGRAM (Compliance)
Opportunities			✓
Equipment and Supplies			✓
Scheduling of Games and Practice Time			✓
Travel and Per Diem Allowances			N/A
Coaching			✓
Locker Rooms, Practice and Competitive Facilities			✓
Medical and Training Facilities and Services			✓
Publicity			✓
Support Services			✓
Athletic Scholarships**			N/A
Tutoring**			N/A
Housing and Dining Facilities and Services**			N/A
Recruitment of Student Athletes**			N/A

** Athletic scholarships, tutoring specifically for athletes, housing and dining facilities and services, and recruitment of student athletes are usually not relevant at the high school level.

Signature: 

Date: 4-7-04

SCHOOL NAME

Boydland

**2003-2004
TITLE IX**

CORRECTIVE ACTION PLAN

KHSAA
Form 160
Rev. 8/03

To complete this form, indicate the intended area which needs corrective action, the suggested change and time table for implementation. You may copy this form as needed. Please attach corrective action plans along with audit forms and submit by April 15, 2004.

ITEM FOR CORRECTION	SUGGESTED CHANGE	TIME TABLE FOR CORRECTIVE ACTION
Bathrooms at softball field	Switch bathrooms to a permanent facility	To be completed by 2010

* For all areas currently identified as items for correction, an intended corrective action explanation is needed. THIS FORM SHALL BE TYPED.

Principal's Signature: *[Signature]* Date: *4-9-04*

INTERSCHOLASTIC ATHLETICS SURVEY
Summary Of Student Responses

Instructions:

1. Summarize the Student Athletics Interest Surveys by listing the total number of responses on the line next to each sport.
2. Under the other category please provide a listing of the sports as well as the number of students who are interested in participating.
3. Please sign and date the Summary Form (T-64) and mail the Summary Form only to the KHSAA by April 15, 2001. Do not mail the original.

Date: 4-7-04
Completed By: B.F. Behrewoit

Fall Sports (List Total Number of Participation Responses)

50 Football
28 Girls' Volleyball
13 Boys' Volleyball
4 Boys' Cross-Country
2 Girls' Cross-Country
6 Girls' Field Hockey
9 Boys' Golf
5 Girls' Golf
12 Boys' Soccer
23 Girls' Soccer

Winter Sport (List Total Number of Responses)

48 Boys' Basketball
14 Girls' Basketball
8 Boys' Swimming & Diving
35 Girls' Swimming & Diving
24 Boys' Wrestling
20 Girls' Gymnastics
5 Boys' Indoor Track
 Girls' Indoor Track

Spring Sport (List Total Number of Responses)

11 Boys' Track
5 Girls' Track
13 Girls' Tennis
6 Boys' Tennis
7 Girls' Slow Pitch Softball
21 Girls' Fast Pitch Softball
27 Boys' Baseball

Other Sports (From Survey Question 10)

Name of Sport	Number of Students Interested In Participating
Bowling	5
Lacross	6
Water Polo	12

Number of Students who participate in Intramural Sports. (From Survey Question 5)

Sport	Number
Volleyball	11

List Intramural Sports students are interested in adding: (From Survey Question 6)

Sport	Number


Participation in Non-School Sports Activities (From Survey Question 7)

Sport	Number
Basketball	10
Baseball	14
Volleyball	12

Reasons for not participating in interscholastic athletics. (From Survey Question 8)

Response	Number
<u>8</u> I prefer other activities such as band, chorus, etc.	
<u>21</u> I don't have time	
<u>9</u> The practice schedules and game times are inconvenient	
<u>16</u> The sport I like isn't offered	
<u>1</u> It's too expensive	
<u>1</u> I prefer to participate in club or intramural sports	
<u>17</u> Working	
<u>11</u> Other	

Student Suggestions to encourage participation


Signature

4-7-04
Date

CO-CURRICULAR
SUPPLEMENT SCHEDULE
2003-2004

YEARS OF SERVICE IN CRACKEN COUNTY FOR INCENTIVE:	ANNUAL VALUE:
Years	\$0
Years	\$200
Years	\$400
Years	\$600
Years	\$800
Years	\$1,000
POSITION:	ANNUAL VALUE:
Academic Coach:	
High School	\$2,265
Asst. High School	\$1,230
Middle School	\$1,472
Asst. Middle School	\$1,068
Asst. 6 th Grade	\$1,068
Elementary School	\$1,472
Asst. Elementary School	\$1,068
Future Problem Solving Coach/Evaluator	\$549
Head Football Coach	\$6,115
Asst. Football Coach	\$3,584
9 th Grade Football Coach	\$1,778
8 th Grade Football Coach	\$1,594
7 th Grade Football Coach	\$1,200
Head Boys' Basketball Coach	\$6,115
Asst. Boys' Basketball Coach	\$3,584
9 th Grade Boys' Basketball Coach	\$1,778
8 th Grade Boys' Basketball Coach	\$1,594
7 th Grade Boys' Basketball Coach	\$1,200
Head Girls' Basketball Coach	\$6,115
Asst. Girls' Basketball Coach	\$3,584
9 th Grade Girls' Basketball Coach	\$1,778
8 th Grade Girls' Basketball Coach	\$1,594
7 th Grade Girls' Basketball Coach	\$1,200

CO-CURRICULAR
SUPPLEMENT SCHEDULE
2003-2004

CO-CURRICULAR	
SUPPLEMENT SCHEDULE (Continued)	
POSITION	ANNUAL VALUE
Boys' Baseball Coach	\$4,257
Asst. Boys' Baseball Coach	\$2,044
Girls' Softball Coach	\$4,257
Asst. Girls' Softball Coach	\$2,044
Track Coach (Boys' 9-12)	\$1,457
Track Coach (Girls' 9-12)	\$1,457
Golf Coach	\$1,903
Tennis Coach	\$1,903
High School Boys' Soccer Coach	\$4,257
Asst. H. S. Boys' Soccer Coach	\$2,044
Middle School Boys' Soccer Coach	\$1,031
High School Girls' Soccer Coach	\$4,257
Asst. H. S. Girls' Soccer Coach	\$2,044
Middle School Girls' Soccer Coach	\$1,031
High School Winter Guard	\$981
High School Drill Corps Sponsor	\$981
High School Cheerleader Sponsor	\$3,894
H.S. Asst. Cheerleader Sponsor	\$3,894
9 th Grade Cheerleader Sponsor	\$1,195
8 th Grade Cheerleader Sponsor	\$1,158
7 th Grade Cheerleader Sponsor	\$795
High School Vocal Music Director	\$1,711
Elem./M.S. Vocal Music Director	\$1,088
High School Band Director	\$4,767
Elem./Middle School Band Director	\$2,297
High School Newspaper Sponsor	\$913
High School Yearbook Sponsor	\$913
High School Drama Coach	\$705

CO-CURRICULAR
SUPPLEMENT SCHEDULE
2003-2004

<u>CO-CURRICULAR SUPPLEMENT SCHEDULE (Continued)</u>	
<u>POSITION</u>	<u>ANNUAL VALUE</u>
High School Activities Director	\$6,114
High School Volleyball Coach	\$4,257
High School Asst. Volleyball Coach	\$2,044

SCHOOL NAME

Reidland H.

2003-2004

TITLE IX

CORRECTIVE ACTION PLAN

Revised

KHSAA
Form 150
Rev. 8/03

To complete this form, indicate the intended area which needs corrective action, the suggested change and time table for implementation. You may copy this form as needed. Please attach corrective action plans along with audit forms and submit by April 15, 2004.

ITEM FOR CORRECTION	SUGGESTED CHANGE	TIME TABLE FOR CORRECTIVE ACTION
		Start Volleyball 2004

For all areas currently identified as items for correction, an intended corrective action explanation is needed. THIS FORM SHALL BE TYPED.

Principal's Signature:

Don Ruppel

Date: